

Newsletter



admin@heavenlearningacademy.net



+44 208432 3416



heavenlearningacademy.net



+44 759 610 7552

HEAVEN LEARNING
ACADEMY

MOTIVATION DEDICATION SUCCESS

Dear Parents and Carers,

As we come to the end of another successful and rewarding term at Heaven Learning Academy, I would like to take a moment to extend my sincere thanks to all our students, parents, and staff for their continued support, dedication, and hard work.

It has truly been an amazing term, and it has been a pleasure to witness the remarkable progress our students have made—not only academically but also in their personal development. Our learners have shown growth in confidence, resilience, and independence, alongside developing their talents and skills. These achievements reflect the strong partnership between home and school, and I am incredibly proud of every one of our students.

As we now break for the Easter holidays, I hope that all our families enjoy a well-deserved rest. This is a valuable time to recharge, spend quality moments with loved ones, and reflect on the successes of the term.

We look forward to welcoming all families back on 14th April, ready for a new term filled with fresh opportunities, challenges, and continued success. A reminder to staff that our INSET Day will take place on Monday 13th April, where we will come together to plan ahead and continue strengthening our provision for our learners. I would also like to highlight that our Year 11 and Year 12 students will continue with their live lessons during this period, as their IGCSE and A Level examinations are fast approaching. This is a crucial time for them, and we appreciate their commitment and focus as they prepare for these important milestones.

Thank you once again for being part of our wonderful school community. I wish you all a restful and enjoyable Easter break, and I look forward to seeing you all very soon.

Warm regards,

Mrs N. Naveed

Headteacher

Heaven Learning Academy

March 2026

Term Dates and Upcoming Events

1st April - April Fools Day

**2nd April - World Autism
Awareness Day**

3rd - 6th April - Easter

7th April - World Health Day

**9th April- National Unicorn
Day**

10th April - Siblings Day

13th April - INSET Day

**14th April - Students restart
school**

22nd April - Earth Day

23rd April - St. George's Day

**23rd April - Shakespeare's
Day**

**25th April- World Penguin's
Day**


29th April - World Dance Day

**Calendar
Countdown**


Curriculum Highlights

English

Heaven's Heroes




Minha
Electra




Hamza
Aludra



Duha
Aludra



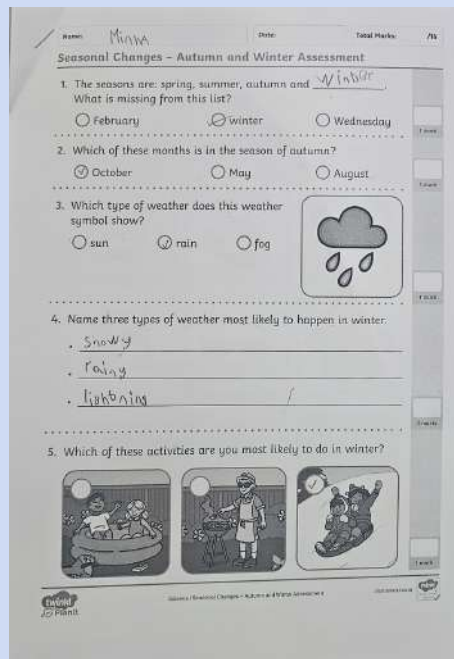
Othman
Zosma




Tamador
Zosma



Barik
Propus



Minha
Electra



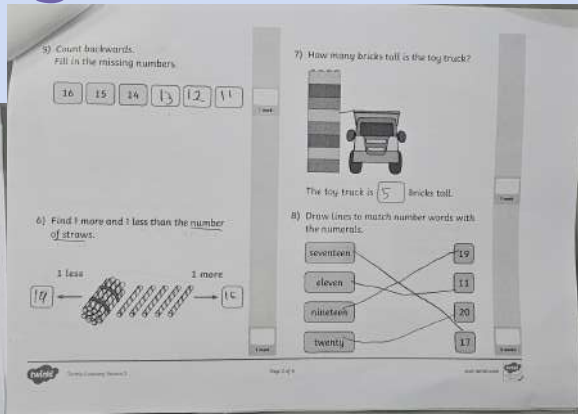

Hashir
Hamal



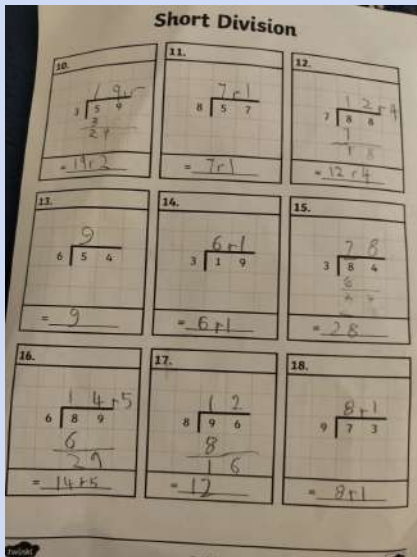
Hashir
Hamal

Curriculum Highlights

Maths




Heaven's Heroes





Adam Aludra

Minha Electra



Adam Aludra



Jannah Zosma

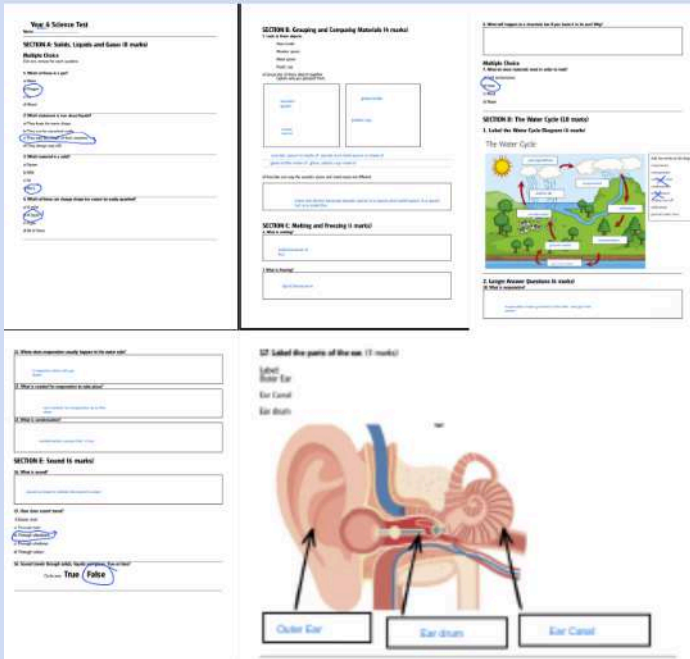
$2 + 11 = 13$	$3 + 1 = 4$	$14 - 7 = 7$	$17 + 2 = 19$	$2 + 3 = 5$
$2 + 15 = 17$	$3 - 2 = 1$	$9 + 3 = 12$	$6 + 4 = 10$	$15 - 6 = 9$
$7 - 3 = 4$	$11 + 5 = 16$	$8 - 5 = 3$	$7 + 8 = 15$	$4 + 6 = 10$
$10 + 10 = 20$	$18 - 4 = 14$	$3 + 4 = 7$	$20 - 19 = 1$	$4 + 9 = 13$
$8 - 2 = 6$	$10 + 0 = 10$	$8 + 8 = 16$	$14 + 2 = 16$	$7 - 2 = 5$
$11 + 1 = 12$	$13 - 5 = 8$	$17 - 2 = 15$	$9 - 4 = 5$	$19 + 1 = 20$
$14 - 1 = 13$	$12 - 9 = 3$	$3 + 7 = 10$	$5 + 5 = 10$	$15 - 9 = 6$

Ayzaal Hamal

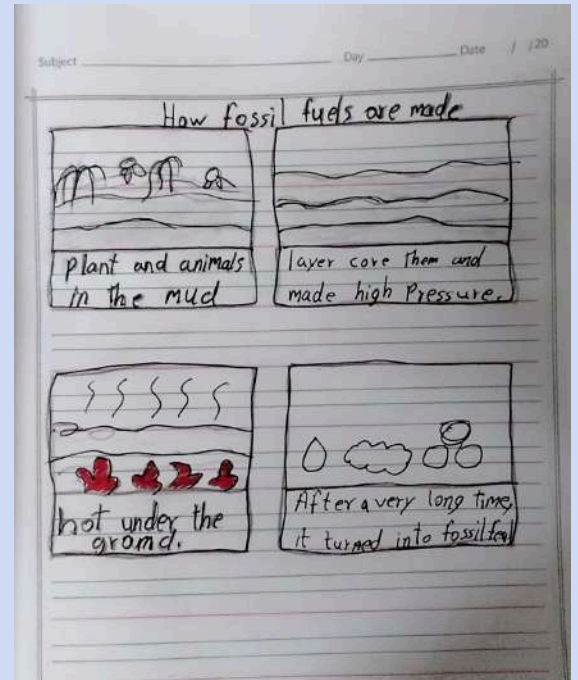
Curriculum Highlights

Science/STEM

Heaven's Heroes



Adam Aludra



Talia Denebola



Hamza Aludra



Ayzaal Hamal



Huzaifa Wasat




Hashir Hamal



Learning Log



Jannah
Zosma



Duha
Aludra

The Technical Design: How It Is Made?

Based on my engineering diagram, Tiny Buddy is built in four main layers:

Layer 1: Translucent Face Shell: This blue cover protects the electronics. It includes a friendly face and a Perforophone Grille, which is a pattern of tiny holes that lets sound reach the internal microphone.

Layer 2: PCB with LEDs & Components: This is the "Brain" of the robot. It features an AI Microcontroller that understands speech and Glowing Eye/Smile LEDs to give the child visual cues.

Layer 3: Internal & Base Magnets: These layers provide the weight and structure. They work with the External Shirt Magnet to allow for magnetic securement with no pins or clips required.

Layer 4: Power & Charging: The Side Profile shows the Magnetic Charging Contacts (Pogo Pins). These allow the robot to be 10mm thick and charge easily on a magnetic dock.

The AI Brain & Visual Cues: How It Works?

Tiny Buddy uses its software to "think" and communicate with the child through a secret code:

Steady Blue Glow: This tells the child, "I'm listening!" and the AI is monitoring for a social opening.

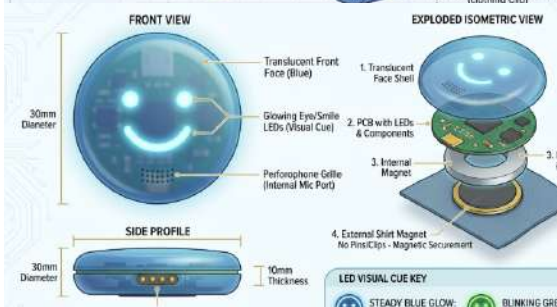
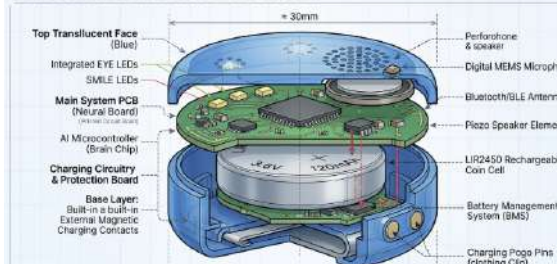
Blinking Green Eyes: This is a signal for the child to check their ear pods. It means, 'Try saying this idea!'

The Prompt: if the child is silent for too long, the AI sends a starter word wirelessly to the child's ear.

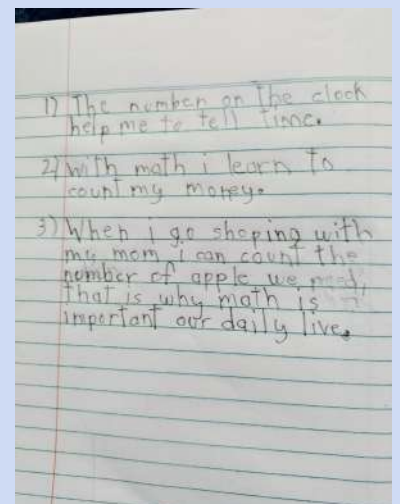

Conclusion:

Tiny Buddy shows how we can use robotics and smart software to help people in their daily lives. By shrinking a powerful AI into a friendly, 30mm blue button, we can help every child feel brave enough to join the conversation and make new friends!

TINY BUDDY INTERNAL ASSEMBLY DIAGRAM



Othman
Zosma



Adam
Aludra

End Of Term Assembly

Our end-of-term Celebration Assembly was truly a wonderful and uplifting occasion. It was incredible to see all our students come together and confidently showcase their talents, achievements, and the progress they have made throughout the term. Each performance and presentation reflected not only their growing skills but also their courage, enthusiasm, and commitment to learning. I was particularly impressed by how much confidence our students have developed, standing proudly and expressing themselves so beautifully. Our “Heaven Heroes” have demonstrated exceptional talent, creativity, and determination, and it was a joy to celebrate their successes as a community. Moments like these remind us of the strength of our school and the incredible potential within each and every child. I am immensely proud of all our students and look forward to seeing them continue to flourish.

